

BERKER R.1



B.
Berker

It stands unmistakably in the tradition of great switch programmes. And still, the Berker R.1 interprets the radius anew in its own way. With its soft frame contour and a variety of functional versions, the soft round switch is an ideal accompaniment for all residential and furnishing projects.

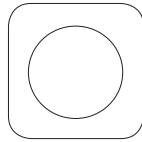
- Great novelty in the tradition of major switch programmes
- Soft frame contour, wide range of function variants
- High-quality surface material: plastic in polar white/black (glass, aluminium or stainless steel of 3 mm thickness)
- Basic support made of 7 mm-thick plastic



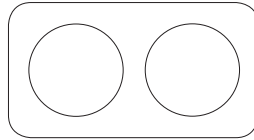
BERKER R.1
DIMENSIONS / PRODUCT EXAMPLES



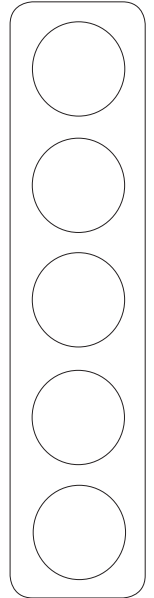
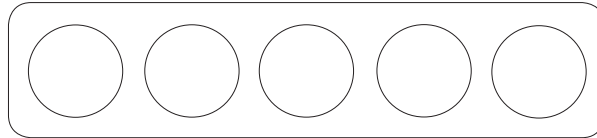
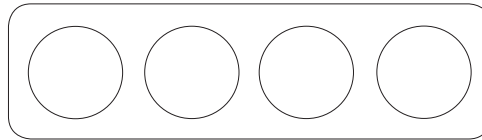
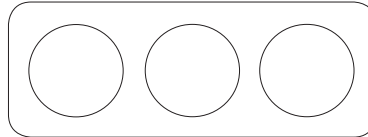
Frame, 1gang
W 81.2 mm x H 81.2 mm, 1gang



Frame, 2 to 5gang
W 152.2 mm x H 81.2 mm, 2gang
W 223.2 mm x H 81.2 mm, 3gang
W 294.2 mm x H 81.2 mm, 4gang
W 365.2 mm x h 81.2 mm, 5gang



Frame 2 to 5gang, vertical
H 152.2 mm x W 81.2 mm, 2gang
H 223.2 mm x W 81.2 mm, 3gang
H 294.2 mm x W 81.2 mm, 4gang
H 365.2 mm x W 81.2 mm, 5gang



PRODUCT EXAMPLES





FRAME

Plastic, glossy

Polar white

Black

similar to RAL 9010

similar to RAL 9005

Metal

Aluminium, natural anodised

Stainless steel, matt finish

COVERS / CENTRAL INSERTS

Plastic, glossy

Polar white

Black

similar to RAL 9010

similar to RAL 9005

Glass

polar white

black

similar to RAL 9010

similar to RAL 9005



FRAME

Marked items are only suitable for splash-protected IP44 flush-mounted installation when used in conjunction with the corresponding sealing set.



Frame

■ for vertical and horizontal mounting


SUITABLE FOR
optional
Sealings IP44

ORDER NO.

PAGE
page 501

i 976

DESIGN	ORDER NO.	PU
polar white glossy, 1gang	★ 1011 21 89	10
polar white glossy, 2gang	★ 1012 21 89	2
polar white glossy, 3gang	★ 1013 21 89	2
polar white glossy, 4gang	★ 1014 21 89	2
polar white glossy, 5gang	★ 1015 21 89	2



Frame

■ for vertical and horizontal mounting


SUITABLE FOR
optional
Sealings IP44

ORDER NO.

PAGE
page 501

i 976

DESIGN	ORDER NO.	PU
black glossy, 1gang	★ 1011 21 45	10
black glossy, 2gang	★ 1012 21 45	2
black glossy, 3gang	★ 1013 21 45	10
black glossy, 4gang	★ 1014 21 45	2
black glossy, 5gang	★ 1015 21 45	2



Frame

■ for vertical and horizontal mounting

SUITABLE FOR
optional
Sealings IP44

ORDER NO.

PAGE
page 501

i 976

DESIGN	ORDER NO.	PU
Aluminium/polar white, 1gang	★ 1011 21 74	10
Aluminium/polar white, 2gang	★ 1012 21 74	10
Aluminium/polar white, 3gang	★ 1013 21 74	10
Aluminium/polar white, 4gang	★ 1014 21 74	2
Aluminium/polar white, 5gang	★ 1015 21 74	2



Frame

■ for vertical and horizontal mounting

SUITABLE FOR
optional
Sealings IP44

ORDER NO.

PAGE
page 501

i 976

DESIGN	ORDER NO.	PU
aluminium/black, 1gang	★ 1011 21 84	10
aluminium/black, 2gang	★ 1012 21 84	10
aluminium/black, 3gang	★ 1013 21 84	10
aluminium/black, 4gang	★ 1014 21 84	2
aluminium/black, 5gang	★ 1015 21 84	2



Frame

■ for vertical and horizontal mounting

SUITABLE FOR
optional
Sealings IP44

ORDER NO. **PAGE**
page 501

i 976

DESIGN	ORDER NO.	PU
Stainless steel/polar white, 1gang	* 1011 21 14	10
Stainless steel/polar white, 2gang	* 1012 21 14	10
Stainless steel/polar white, 3gang	* 1013 21 14	10
Stainless steel/polar white, 4gang	* 1014 21 14	2
Stainless steel/polar white, 5gang	* 1015 21 14	2



Frame

■ for vertical and horizontal mounting

SUITABLE FOR
optional
Sealings IP44

ORDER NO. **PAGE**
page 501

i 976

DESIGN	ORDER NO.	PU
Stainless steel/black, 1gang	* 1011 21 04	10
Stainless steel/black, 2gang	* 1012 21 04	10
Stainless steel/black, 3gang	* 1013 21 04	10
Stainless steel/black, 4gang	* 1014 21 04	2
Stainless steel/black, 5gang	* 1015 21 04	2



Frame

■ for vertical and horizontal mounting

SUITABLE FOR
optional
Sealings IP44

ORDER NO. **PAGE**
page 501

i 976

DESIGN	ORDER NO.	PU
glass polar white , 1gang	* 1011 21 09	10
glass polar white, 2gang	* 1012 21 09	5
glass polar white, 3gang	* 1013 21 09	5
glass polar white, 4gang	* 1014 21 09	1
glass polar white, 5gang	* 1015 21 09	1



Frame

■ for vertical and horizontal mounting

SUITABLE FOR
optional
Sealings IP44

ORDER NO. **PAGE**
page 501

i 976

DESIGN	ORDER NO.	PU
glass black, 1gang	* 1011 21 16	10
glass black, 2gang	* 1012 21 16	5
glass black, 3gang	* 1013 21 16	5
glass black, 4gang	* 1014 21 16	1
glass black, 5gang	* 1015 21 16	1



Frame

- Labelling field



Labelling field height arranged for P-touch strips 6 mm.

DESIGN	ORDER NO.	PU
polar white glossy, 1gang	★ 1011 21 79	10
polar white glossy, 2gang vertical	★ 1012 21 69	2
polar white glossy, 3gang vertical	★ 1013 21 69	2
polar white glossy, 2gang horizontal	★ 1012 21 79	2
polar white glossy, 3gang horizontal	★ 1013 21 79	2



Frame

- Labelling field



Labelling field height arranged for P-touch strips 6 mm.

DESIGN	ORDER NO.	PU
black glossy, 1gang	★ 1011 21 35	10
black glossy, 2gang vertical	★ 1012 21 25	2
black glossy, 3gang vertical	★ 1013 21 25	2
black glossy, 2gang horizontal	★ 1012 21 35	10
black glossy, 3gang horizontal	★ 1013 21 35	2

BERKER R.3



B.
Berker

FRAMES
SURFACE-MOUNTED HOUSING

516-518
518

The Berker R.3 celebrates the power of contrast: we combine circular centre plates with a continuously cornered frame. Superb side-effect: The Berker R.3 is ideally suited for installation in wall ducts.

- Exciting design (square frame, round centre plates)
- Ideal for installation in dado ducts
- High-quality surface material: plastic in polar white/black (glass, aluminium or stainless steel of 3 mm thickness)
- Basic support made of 7 mm-thick plastic



product
design award

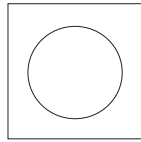
2013



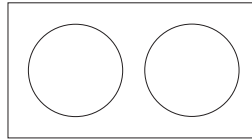
BERKER R.3
DIMENSIONS / PRODUCT EXAMPLES



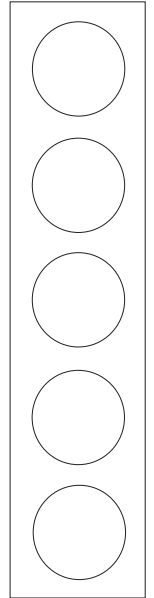
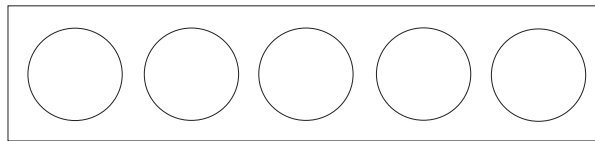
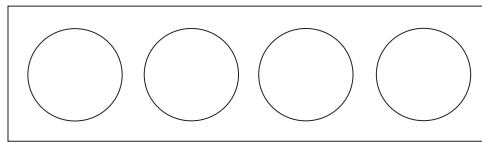
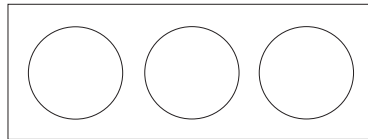
Frame, 1gang
W 81.2 mm x H 81.2 mm, 1gang



Frame, 2 to 5gang
W 152.2 mm x H 81.2 mm, 2gang
W 223.2 mm x H 81.2 mm, 3gang
W 294.2 mm x H 81.2 mm, 4gang
W 365.2 mm x h 81.2 mm, 5gang




Frame 2 to 5gang, vertical
H 152.2 mm x W 81.2 mm, 2gang
H 223.2 mm x W 81.2 mm, 3gang
H 294.2 mm x W 81.2 mm, 4gang
H 365.2 mm x W 81.2 mm, 5gang



PRODUCT EXAMPLES





FRAME

Plastic, glossy
Polar white
Black

similar to RAL 9010
similar to RAL 9005

Glass
polar white
black

similar to RAL 9010
similar to RAL 9005

Metal
Aluminium, natural anodised
Stainless steel, matt finish

COVERS / CENTRAL INSERTS

Plastic, glossy

Polar white similar to RAL 9010
Black similar to RAL 9005



FRAME

Marked items are only suitable for splash-protected IP44 flush-mounted installation when used in conjunction with the corresponding sealing set.



■ for vertical and horizontal mounting

SUITABLE FOR
optional
Sealings IP44

ORDER NO.

PAGE
page 501

i 976

DESIGN	ORDER NO.	PU
polar white glossy, 1gang	★ 1011 22 89	10
polar white glossy, 2gang	★ 1012 22 89	2
polar white glossy, 3gang	★ 1013 22 89	2
polar white glossy, 4gang	★ 1014 22 89	2
polar white glossy, 5gang	★ 1015 22 89	2



■ for vertical and horizontal mounting

SUITABLE FOR
optional
Sealings IP44

ORDER NO.

PAGE
page 501

i 976

DESIGN	ORDER NO.	PU
black glossy, 1gang	★ 1011 22 45	10
black glossy, 2gang	★ 1012 22 45	2
black glossy, 3gang	★ 1013 22 45	10
black glossy, 4gang	★ 1014 22 45	2
black glossy, 5gang	★ 1015 22 45	2



■ for vertical and horizontal mounting

SUITABLE FOR
optional
Sealings IP44

ORDER NO.

PAGE
page 501

i 976

DESIGN	ORDER NO.	PU
Aluminium/polar white , 1gang	★ 1011 22 74	10
Aluminium/polar white, 2gang	★ 1012 22 74	10
Aluminium/polar white, 3gang	★ 1013 22 74	10
Aluminium/polar white, 4gang	★ 1014 22 74	2
Aluminium/polar white, 5gang	★ 1015 22 74	2



■ for vertical and horizontal mounting

SUITABLE FOR
optional
Sealings IP44

ORDER NO.

PAGE
page 501

i 976

DESIGN	ORDER NO.	PU
aluminium/black, 1gang	★ 1011 22 84	10
aluminium/black, 2gang	★ 1012 22 84	10
aluminium/black, 3gang	★ 1013 22 84	10
aluminium/black, 4gang	★ 1014 22 84	2
aluminium/black, 5gang	★ 1015 22 84	2



■ for vertical and horizontal mounting

SUITABLE FOR **ORDER NO.** **PAGE**
optional
Sealings IP44 page 501

i 976

DESIGN	ORDER NO.	PU
Stainless steel/polar white, 1gang	* 1011 22 14	10
Stainless steel/polar white, 2gang	* 1012 22 14	10
Stainless steel/polar white, 3gang	* 1013 22 14	10
Stainless steel/polar white, 4gang	* 1014 22 14	2
Stainless steel/polar white, 5gang	* 1015 22 14	2



■ for vertical and horizontal mounting

SUITABLE FOR **ORDER NO.** **PAGE**
optional
Sealings IP44 page 501

i 976

DESIGN	ORDER NO.	PU
Stainless steel/black, 1gang	* 1011 22 04	10
Stainless steel/black, 2gang	* 1012 22 04	10
Stainless steel/black, 3gang	* 1013 22 04	10
Stainless steel/black, 4gang	* 1014 22 04	2
Stainless steel/black, 5gang	* 1015 22 04	2



■ for vertical and horizontal mounting

SUITABLE FOR **ORDER NO.** **PAGE**
optional
Sealings IP44 page 501

i 976

DESIGN	ORDER NO.	PU
glass polar white, 1gang	* 1011 22 09	10
glass polar white, 2gang	* 1012 22 09	5
glass polar white, 3gang	* 1013 22 09	5
glass polar white, 4gang	* 1014 22 09	1
glass polar white, 5gang	* 1015 22 09	1



■ for vertical and horizontal mounting

SUITABLE FOR **ORDER NO.** **PAGE**
optional
Sealings IP44 page 501

i 976

DESIGN	ORDER NO.	PU
glass black, 1gang	* 1011 22 16	10
glass black, 2gang	* 1012 22 16	5
glass black, 3gang	* 1013 22 16	5
glass black, 4gang	* 1014 22 16	1
glass black, 5gang	* 1015 22 16	1



Frame

- Labelling field



Labelling field height arranged for P-touch strips 6 mm.

DESIGN	ORDER NO.	PU
polar white glossy, 1gang	* 1011 22 79	10
polar white glossy, 2gang vertical	* 1012 22 69	2
polar white glossy, 3gang vertical	* 1013 22 69	2
polar white glossy, 2gang horizontal	* 1012 22 79	2
polar white glossy, 3gang horizontal	* 1013 22 79	2



Frame

- Labelling field



Labelling field height arranged for P-touch strips 6 mm.

DESIGN	ORDER NO.	PU
black glossy, 1gang	* 1011 22 35	10
black glossy, 2gang vertical	* 1012 22 25	2
black glossy, 3gang vertical	* 1013 22 25	2
black glossy, 2gang horizontal	* 1012 22 35	2
black glossy, 3gang horizontal	* 1013 22 35	2

SURFACE-MOUNTED HOUSINGS



Housing surface-mounted

Insertion depth

37 mm

Flush-mounted devices can be used with the surface-mounted housings for surface-mounted installation.

- entry at top and bottom possible
- with cable and duct entry
- for mounting on combustible base surface
- for vertical and horizontal mounting

DESIGN	ORDER NO.	PU
polar white glossy, 1gang	1041 89 89	10
polar white glossy, 2gang	1042 89 89	5
polar white glossy, 3gang	1043 89 89	5
black glossy, 1gang	* 1041 89 35	10
black glossy, 2gang	* 1042 89 35	5
black glossy, 3gang	* 1043 89 35	5